



ಬೃಹತ್ ಬೆಂಗಳೂರು ಮಹಾನಗರ ಪಾಲಿಕೆ
Bruhat Bengaluru Mahanagara Palike



BBMP COVID-19 WAR ROOM 13.01.2022



ABSTRACT OF COVID-19 CASES IN BENGALURU



	MALE	FEMALE	TRANSGENDER	MALE	FEMALE	TRANSGENDER	TOTAL	
	Last 24 Hours	Last 24 Hours	Last 24 Hours	Cumulative	Cumulative	Cumulative	Last 24 Hours	Cumulative
Positive Cases	10,654	7,720	0	8,05,001	5,48,175	155	18,374	13,53,331
Recovered Cases	598	533	1	7,43,618	5,02,233	150	1,132	12,46,001
Death Cases	3	0	0	10,405	6,028	4	3	16,437
Total Tests Done	In Last 24 hrs : 1,10,641					Cumulative : 2,49,08,994		
ACTIVE CASES					90,893			

*Covid deaths occurred today : 00 | Covid deaths occurred beyond last 24 hrs., reported today : 03

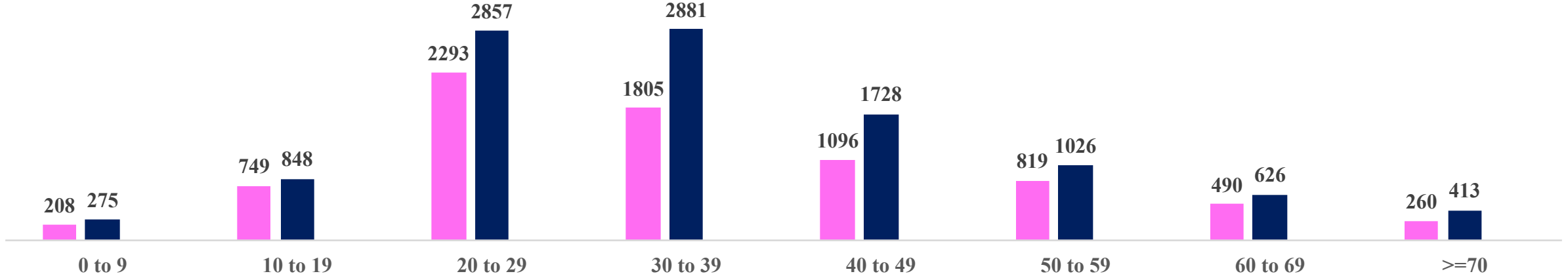


LAST 24 HOURS AGE GROUP AND GENDER WISE DISTRIBUTION

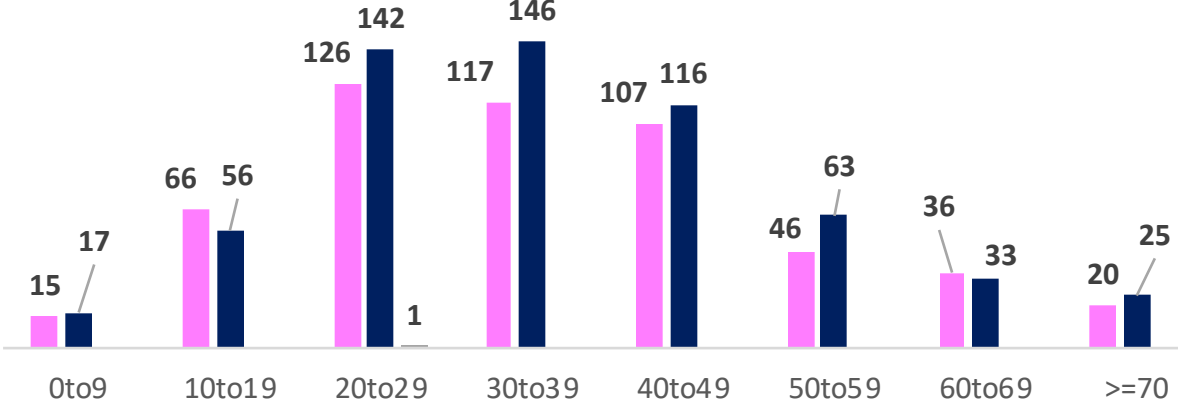


Positive Cases : 18,374

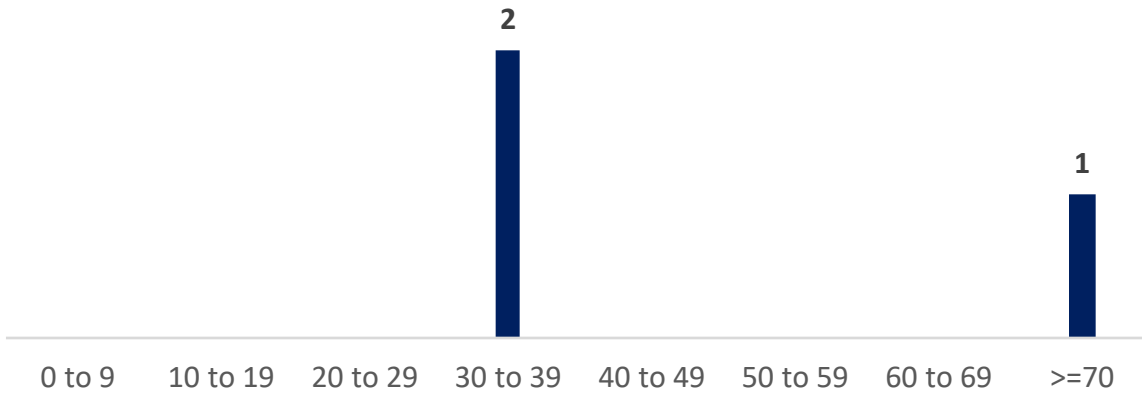
FEMALE MALE TRANSGENDER



Recovered Cases : 1,132



Death Cases : 3





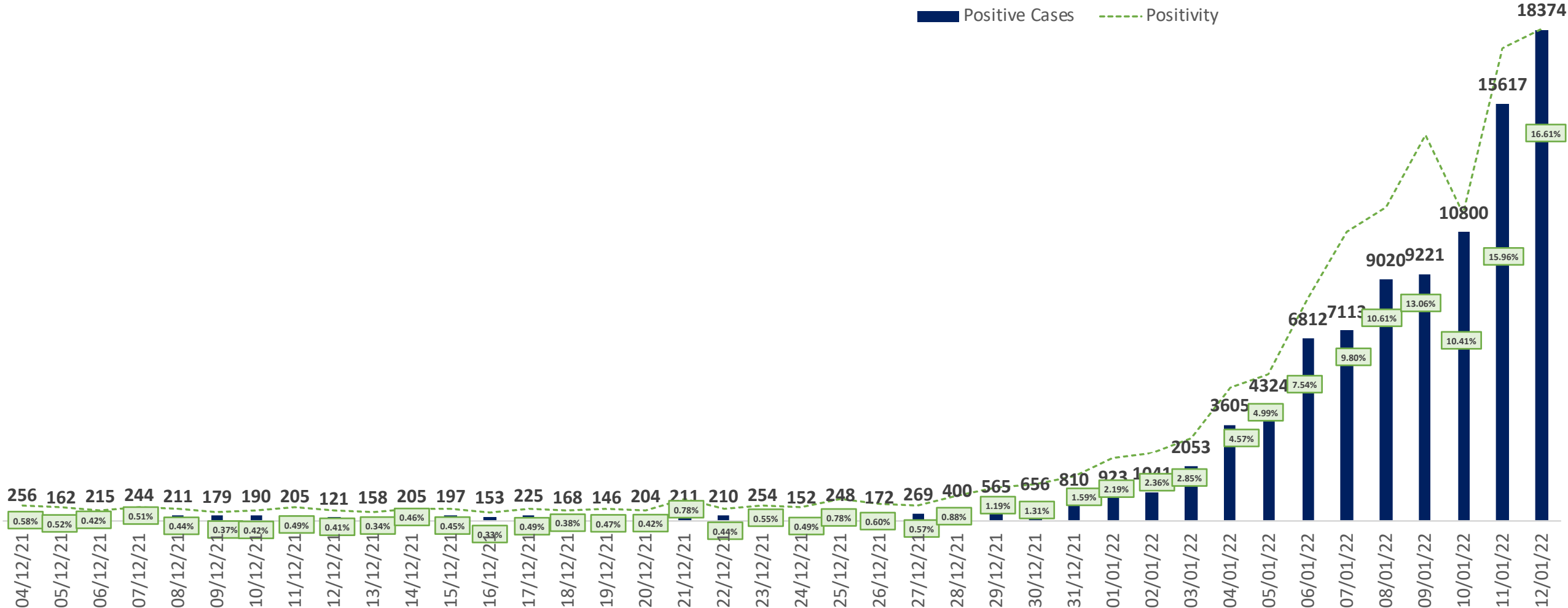
SNAPSHOT OF BENGALURU COVID-19 CASES IN LAST 8 WEEKS



	18-11-2021 To 24-11-2021	25-11-2021 To 01-12-2021	02-12-2021 To 08-12-2021	09-12-2021 To 15-12-2021	16-12-2021 To 22-12-2021	23-12-2021 To 29-12-2021	30-12-2021 To 05-01-2022	06-01-2022 To 12-01-2022
Total Positive Cases	969	1,212	1,507	1,255	1,317	2,060	13,412	76,957
Total Recovered Cases	1,871	1,315	1,004	1,118	1,200	940	1,326	4,973
Total Death Cases	8	14	18	16	5	16	19	22
Case Fatality Rate	0.83%	1.16%	1.19%	1.27%	0.38%	0.78%	0.14%	0.03%
Total Tests Conducted	2,12,459	2,51,709	3,08,999	2,99,017	2,89,685	2,77,209	4,25,227	6,30,750
Positivity Rate	0.46%	0.48%	0.49%	0.42%	0.45%	0.74%	3.15%	12.20%

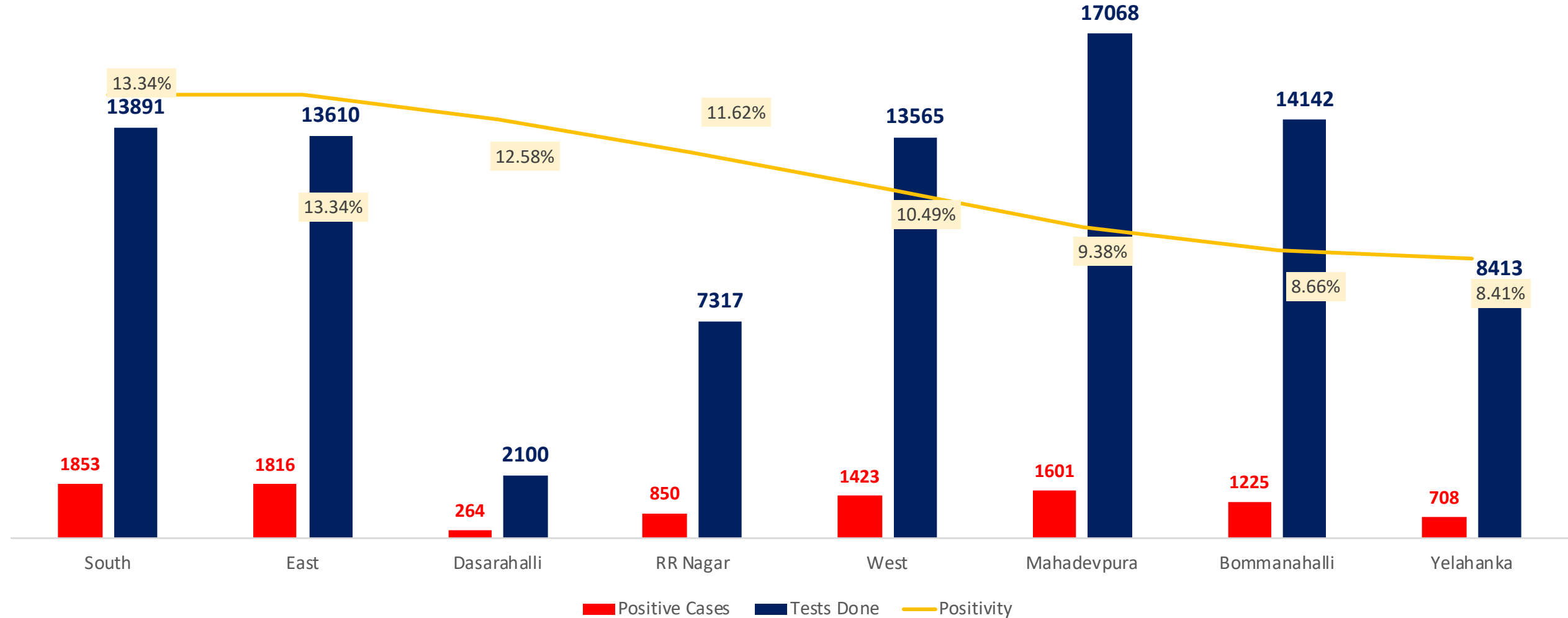


POSITIVITY RATE OF BENGALURU – LAST 40 DAYS



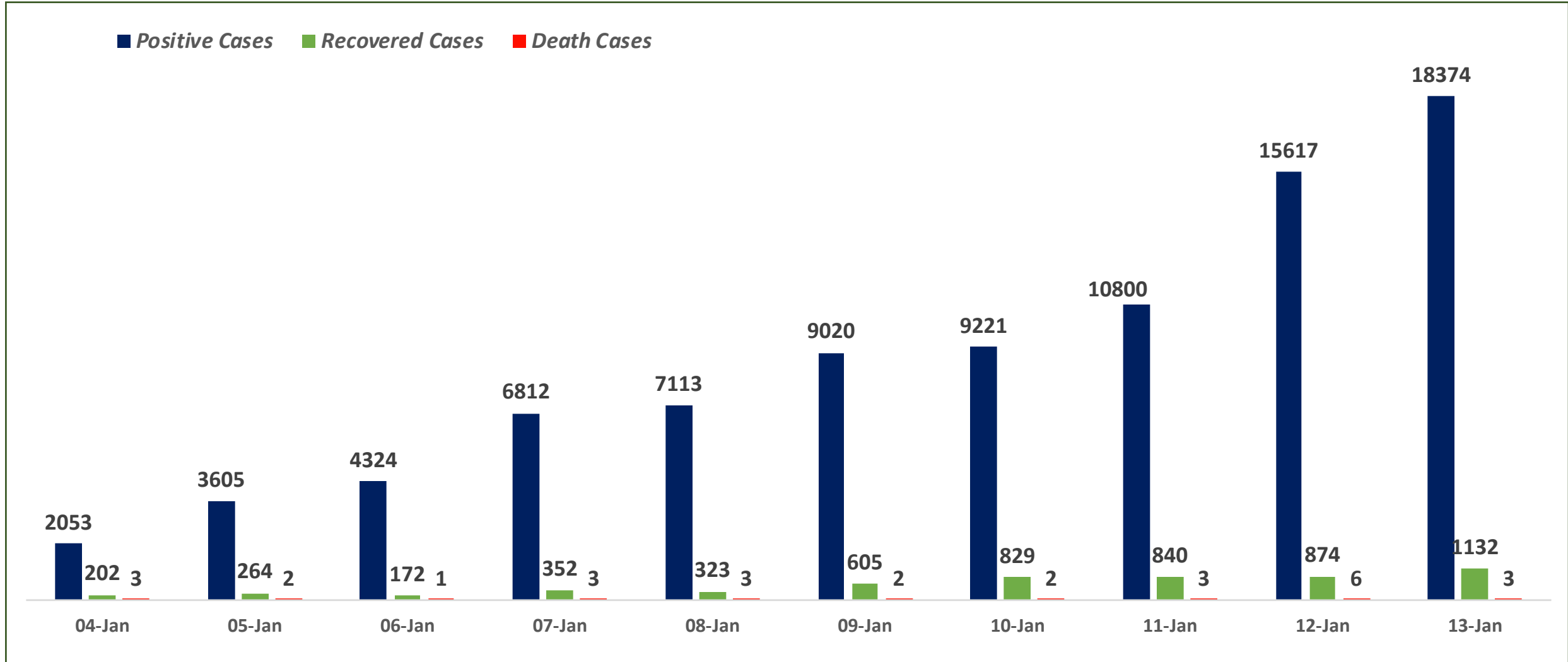


ZONE WISE AVERAGE POSITIVITY TREND FOR LAST 7 DAYS





SNAPSHOT OF POSITIVE, RECOVERED AND DEATH CASES OVER LAST 10 DAYS ACROSS BBMP ZONES

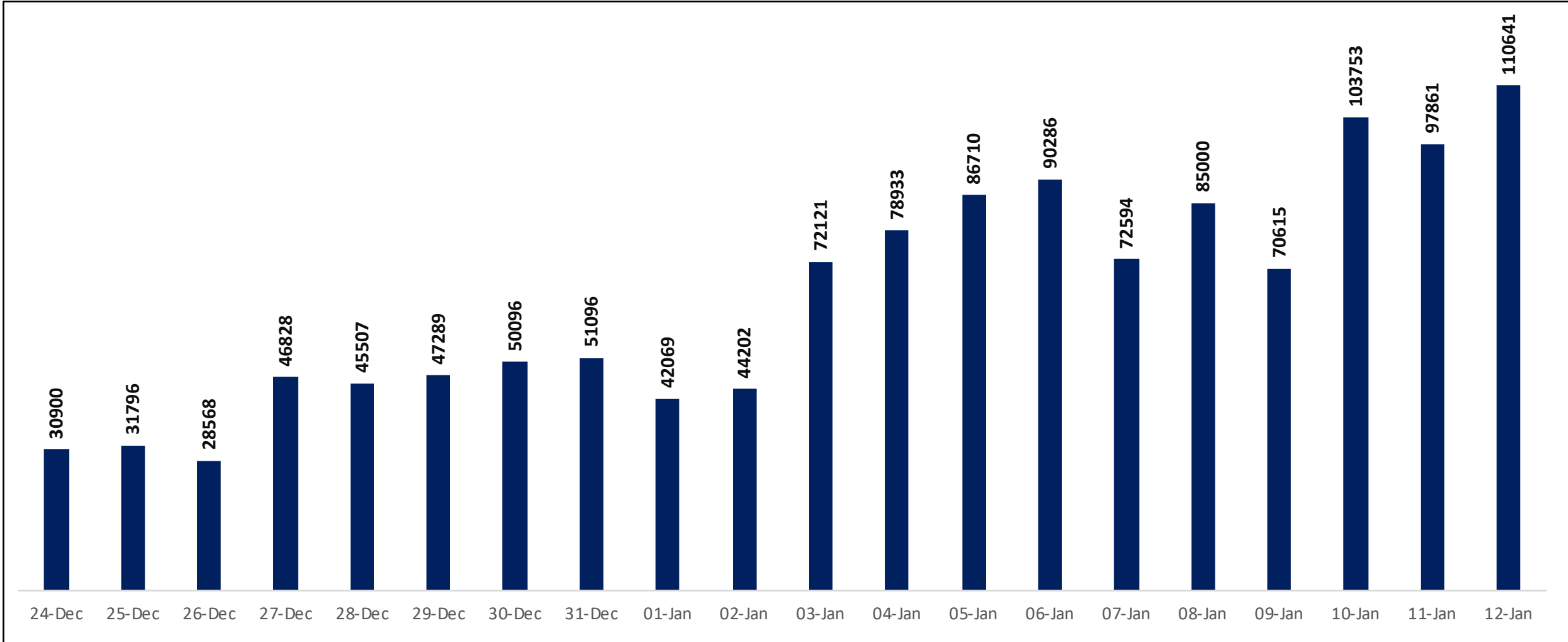




TESTING TRENDS IN BENGALURU

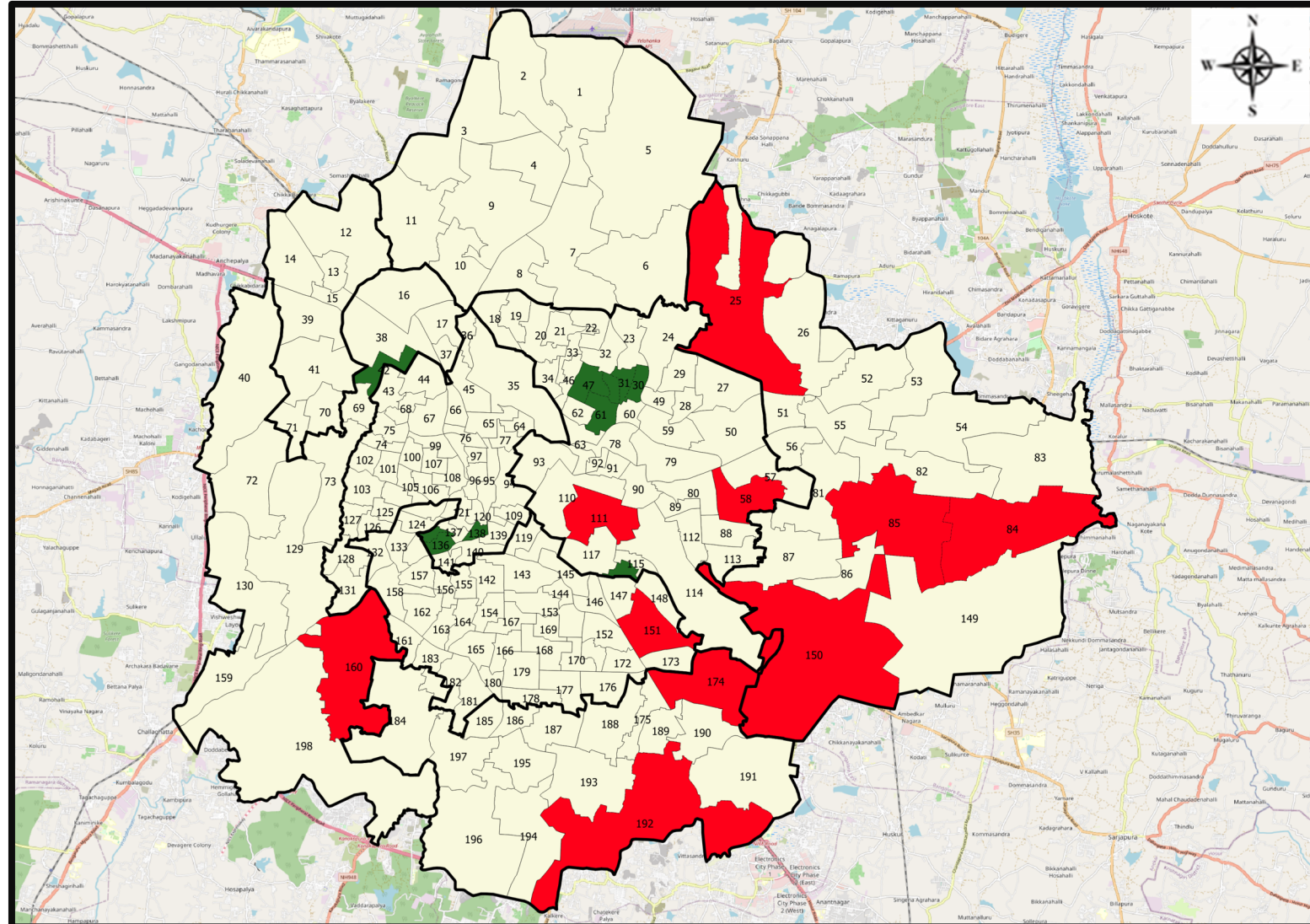


Total Test Conducted Till Date	Test Conducted Last 24 hours
2,49,08,994	1,10,641





BENGALURU URBAN MAP SHOWING TREND OF POSITIVE CASES IN LAST 7 DAYS



Top 10 wards reporting highest number of positive cases in last 7 days

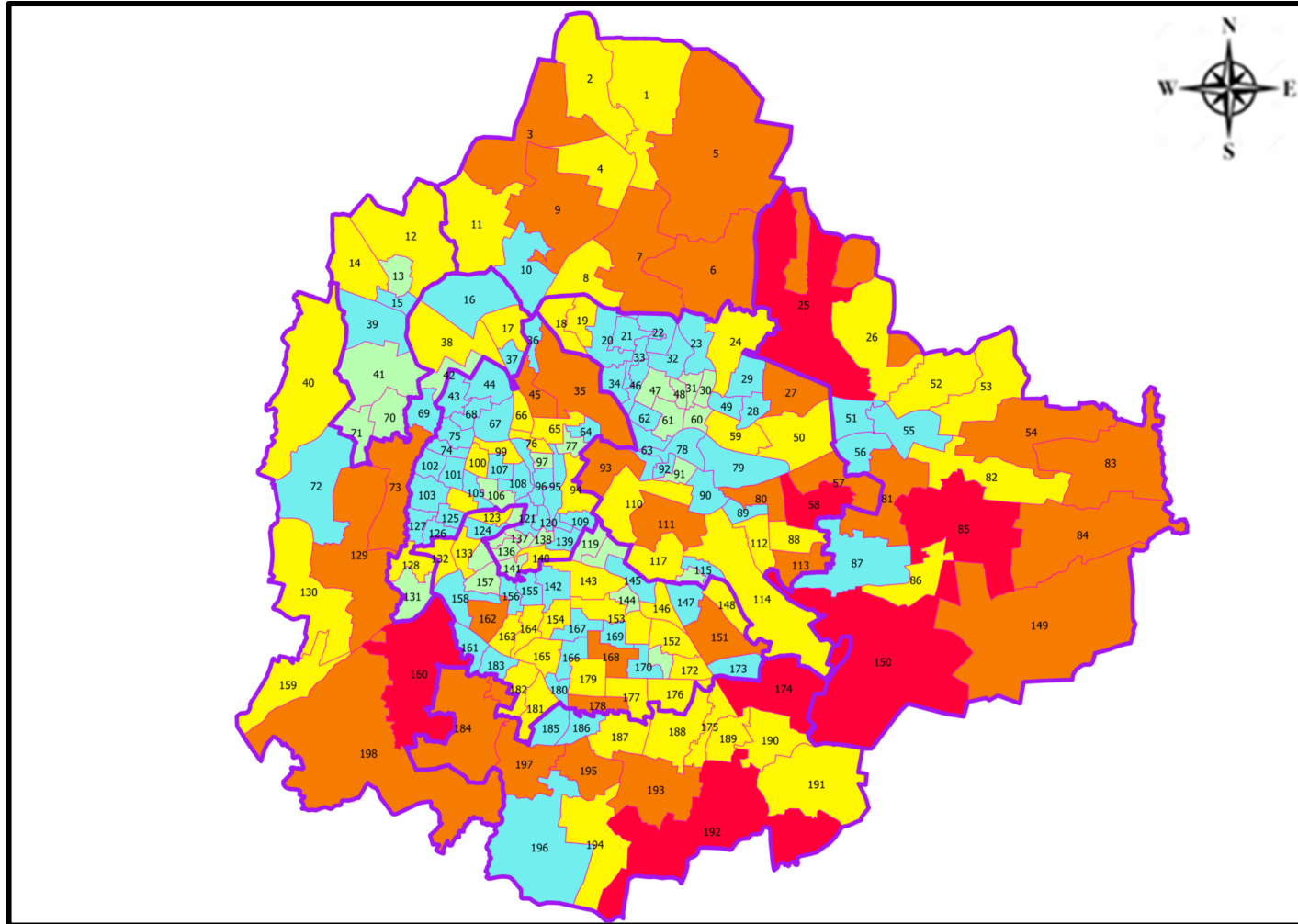
Ward No.	Ward Name	Daily Cases Average
150	Bellanduru	356
192	Begur	214
58	New Tippasandra	181
174	HSR Layout	159
25	Horamavu	159
160	Rajarajeshwari Nagar	157
85	Dodda Nekkundi	150
151	Koramangala	143
111	Shantala Nagar	141
160	Rajarajeshwari Nagar	124







Top 10 wards reporting least number of positive cases in last 7 days

Ward No.	Ward Name	Daily Cases Average
48	Muneshwara Nagar	2
31	Kushal Nagar	3
47	Devara Jeevanahalli	4
138	Chalavadipalya	4
42	Lakshmi Devi Nagar	5
135	Padarayanapura	5
116	Nilasandra	5
136	Jagajivanram Nagar	6
30	Kadugondanahalli	6
61	S K Garden	7



BENGALURU MAP SHOWING INTENSITY OF POSITIVE CASES IN LAST 7 DAYS



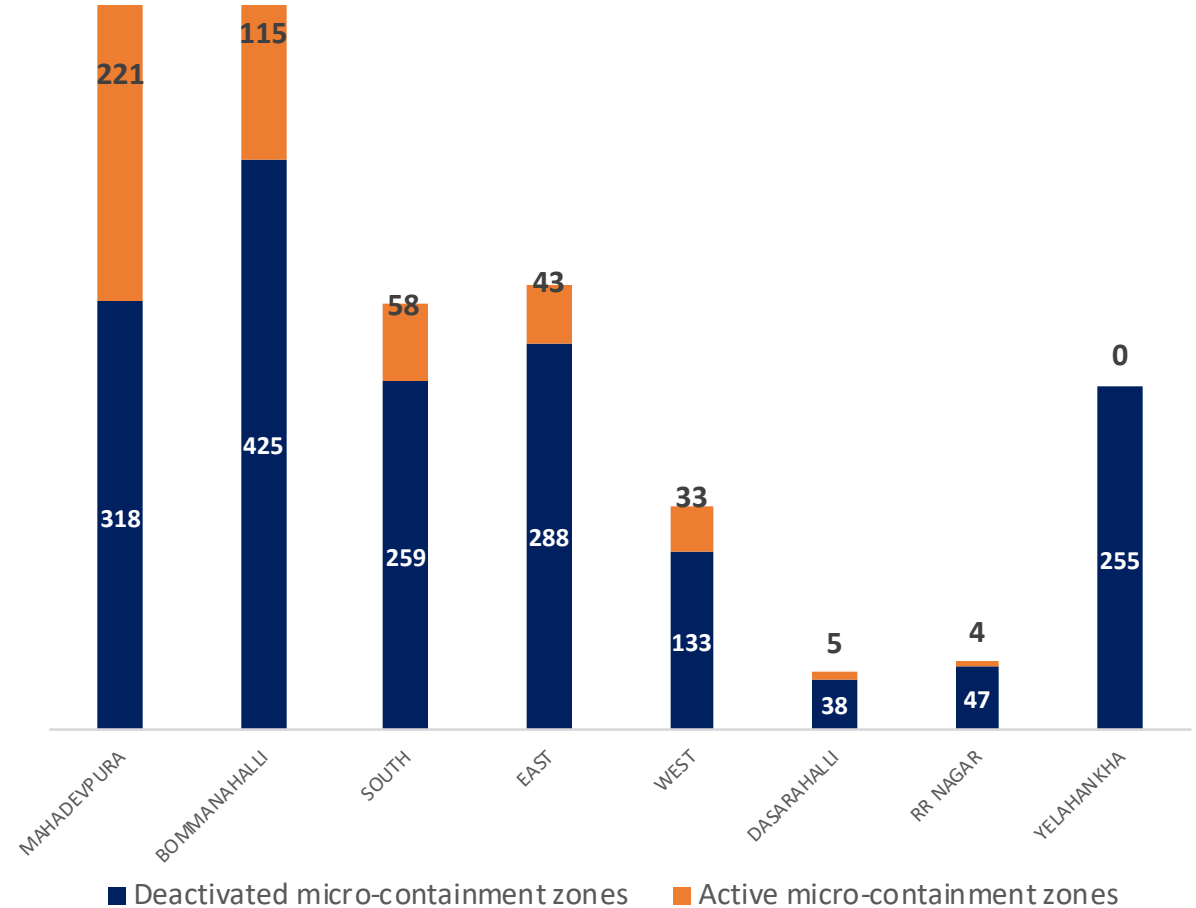
-  **Level 1 : 0 to 100 Cases**
-  **Level 2 : 100 to 250 Cases**
-  **Level 3 : 250 to 500 Cases**
-  **Level 4 : 500 to 1000 Cases**
-  **Level 5 : More than 1000 Cases**
-  **Zone Boundaries**



CONTAINMENT ZONE DETAILS



ZONE	TOTAL DECLARED	TOTAL DEACTIVATED	TOTAL ACTIVE
MAHADEVPURA	539	318	221
BOMMANAHALLI	540	425	115
SOUTH	317	259	58
EAST	331	288	43
WEST	166	133	33
DASARAHALLI	43	38	5
RR NAGAR	51	47	4
YELAHANKHA	255	255	0
TOTAL	2242	1763	479





COVID BED STATUS AS ON 13.01.2022

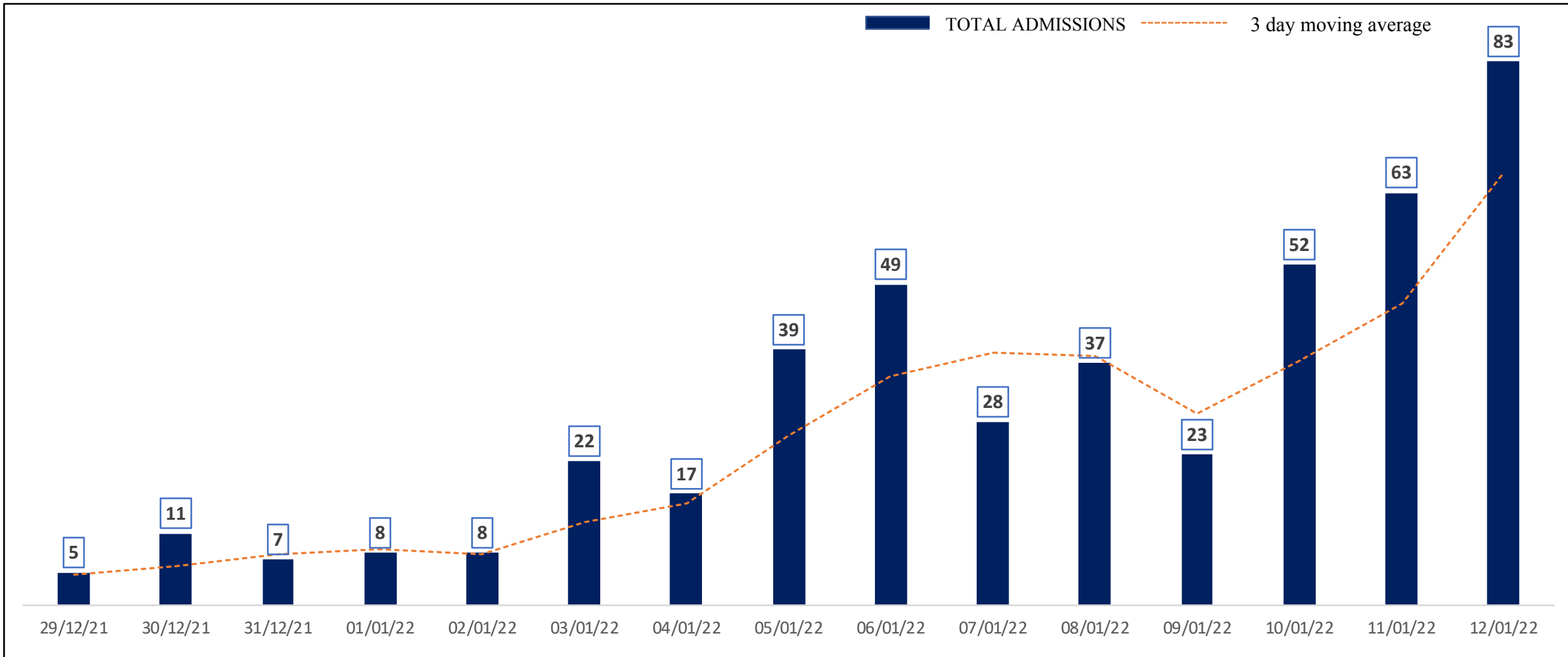


SR. NO.	Facility Type	No. of Hospital	Total Allocated Beds for C+ Patients					Occupied Beds for C+ Patients					Net Available Beds for C+ Patients				
			Gen Beds	HDU	ICU Beds	ICU-V	Total	Gen Beds	HDU	ICU Beds	ICU-V	Total	Gen Beds	HDU	ICU Beds	ICU-V	Total
1	Government Medical Colleges	4	120	255	33	27	435	23	54	27	9	113	97	201	6	18	322
2	Government Hospitals	17	631	267	74	111	1,083	106	68	14	5	193	525	199	60	106	890
3	Private Medical Colleges	12	1,537	1,599	161	180	3,477	9	12	1	1	23	1,528	1,587	160	179	3,454
4	Private Hospitals	26	753	424	148	108	1,433	7	9	1	3	20	746	415	147	105	1,413
5	Covid Care Centre	2	90					52					38				
Total Beds		61	3,131	2,545	416	426	6,518	197	143	43	18	401	2,934	2,402	373	408	6,117

* Status as on 13.01.2022 – 05:30 PM



HOSPITAL & CCC ADMISSIONS LAST 15 DAYS TREND



* Only Government Quota Admissions through CHBMS considered

* Only Fresh Admissions considered

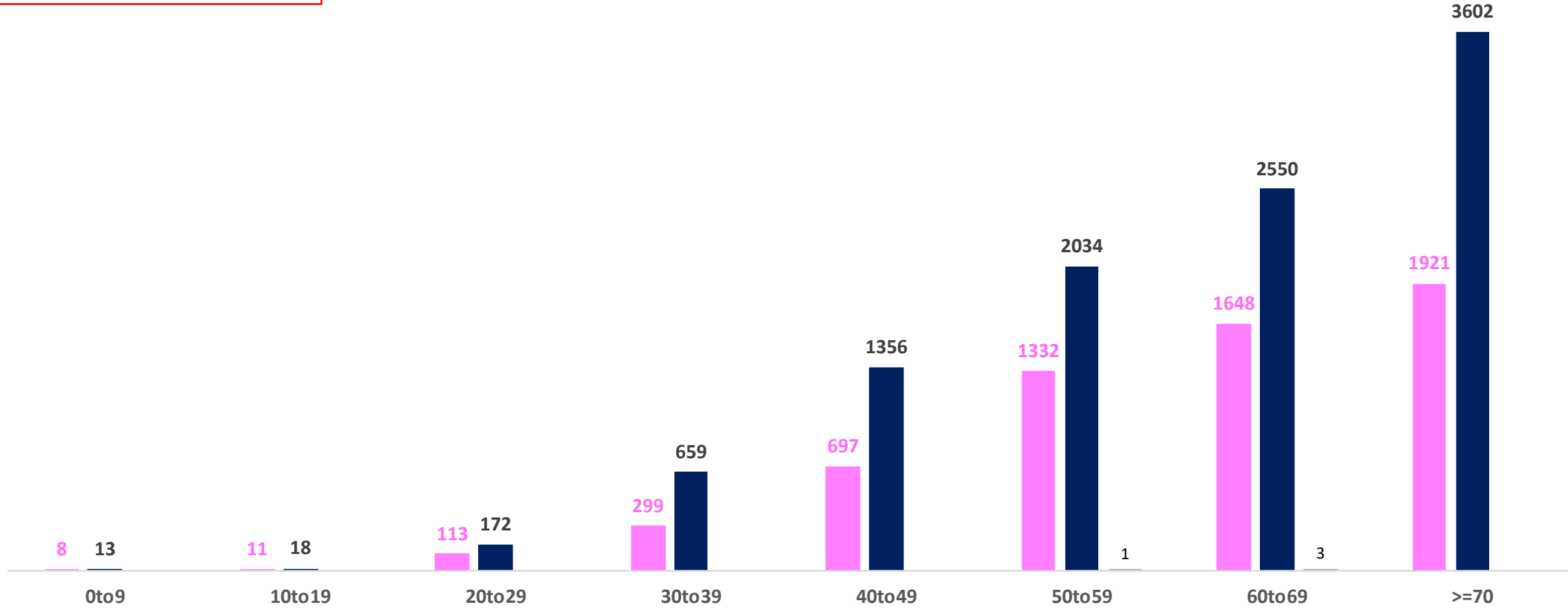


AGE AND GENDER WISE DISTRIBUTION OF DEATH CASES



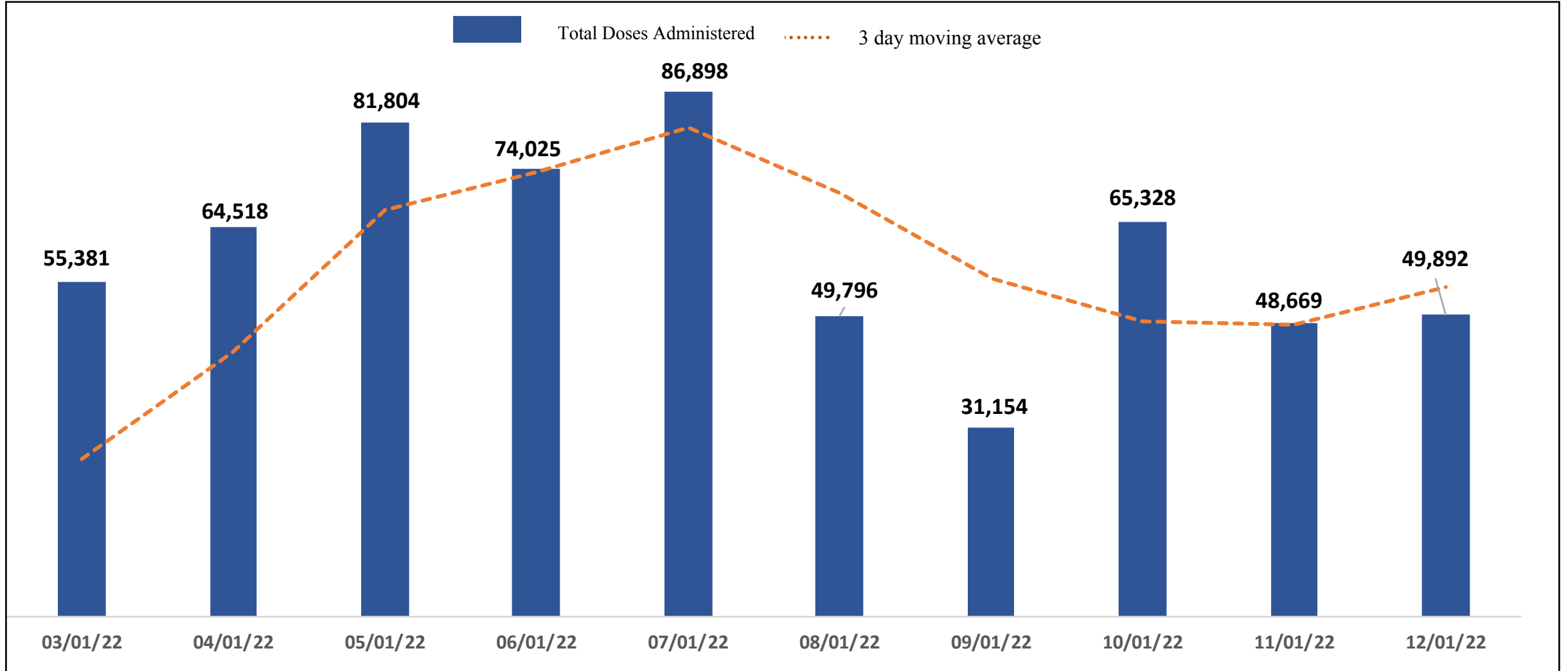
Death Cases: 16,437

Female Male Transgender



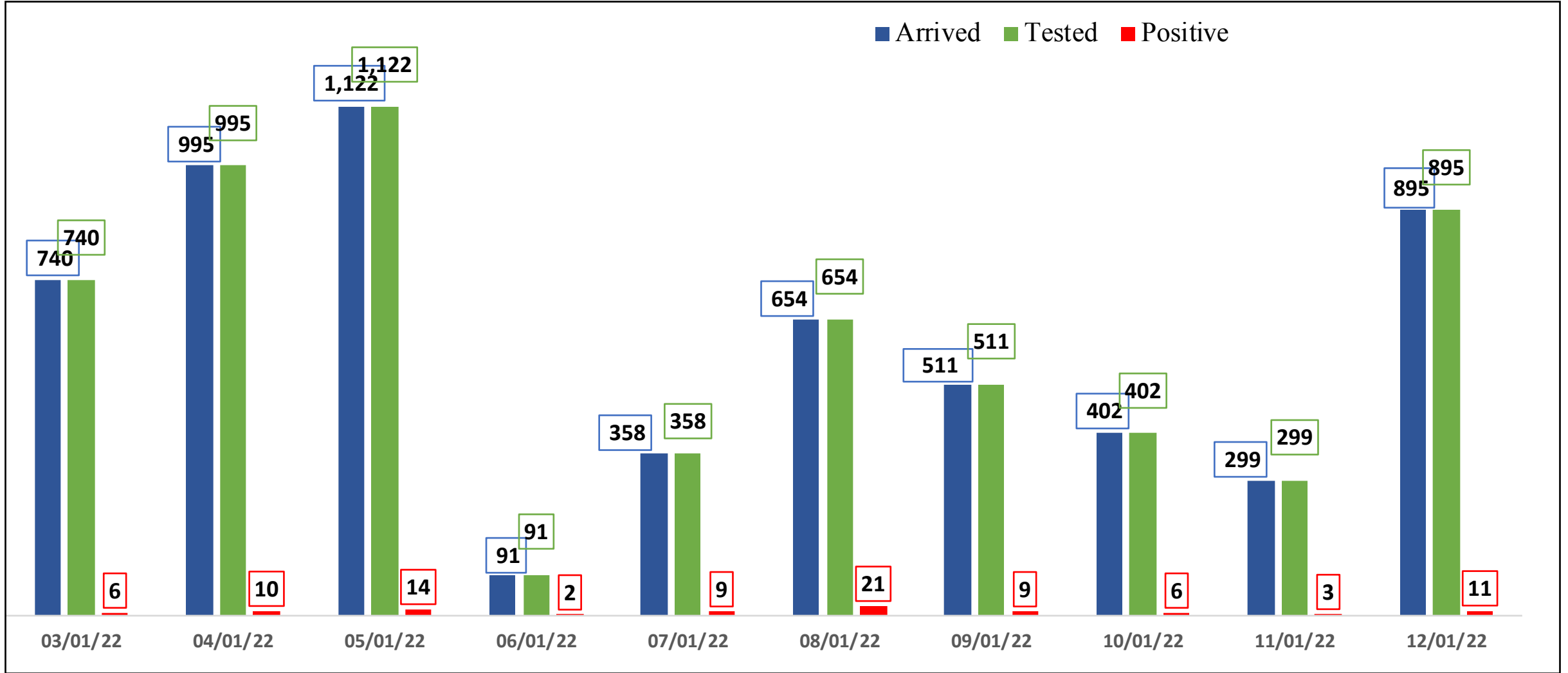


TOTAL VACCINE DOSES ADMINISTERED IN LAST 10 DAYS





INTERNATIONAL TRAVELLERS SURVEILLANCE IN LAST 10 DAYS

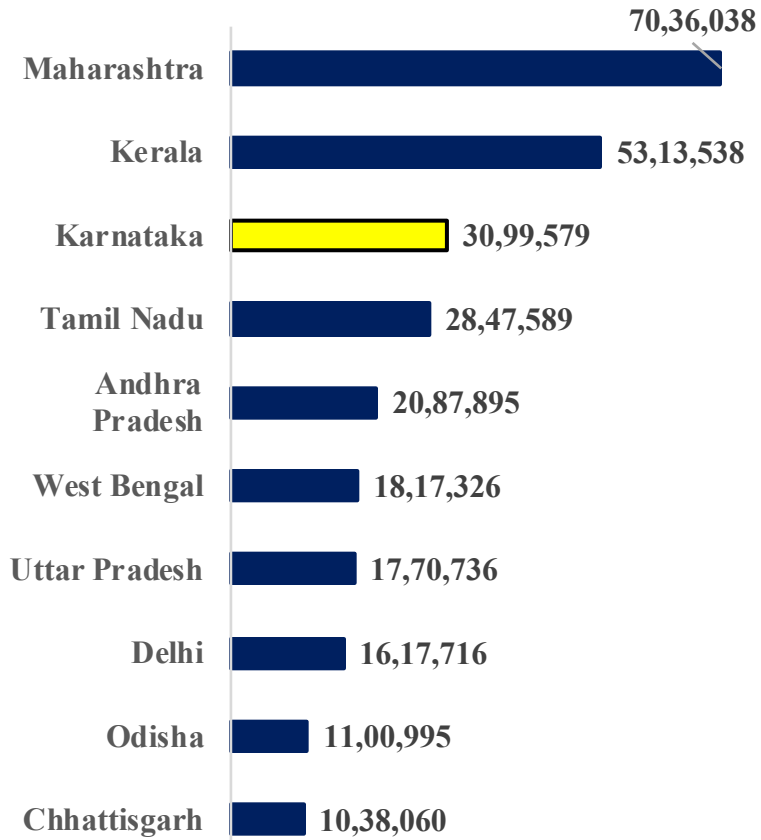




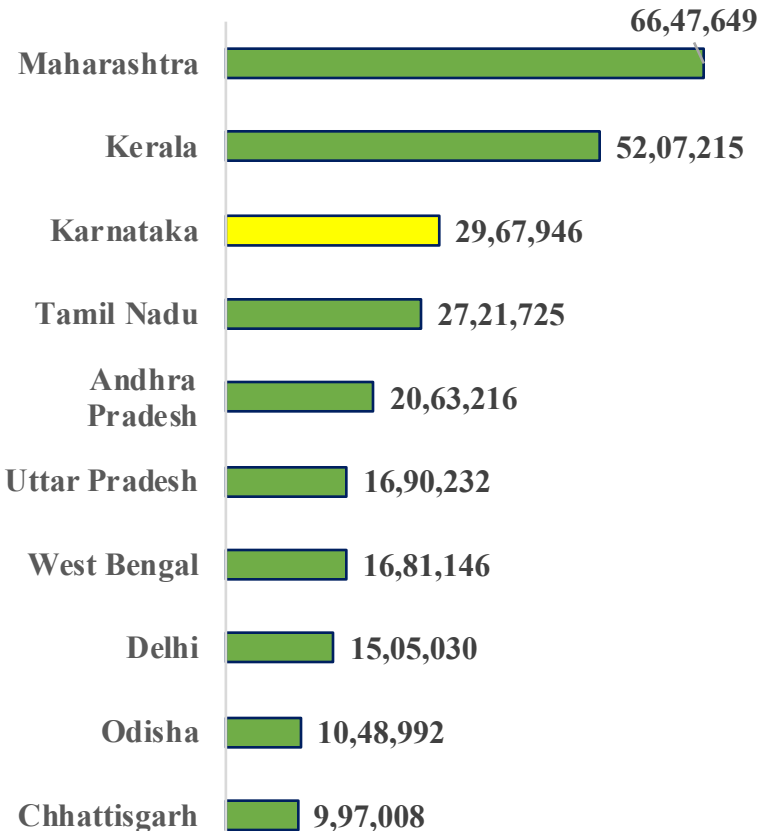
TOP 10 COVID19 AFFECTED INDIAN STATES



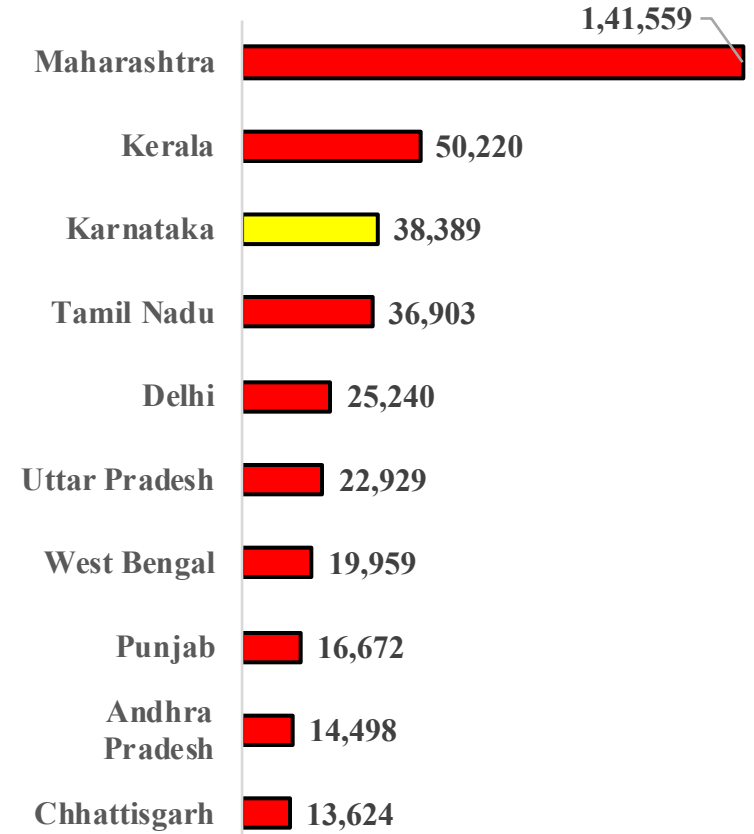
Total Positive Cases



Total Recovered Cases



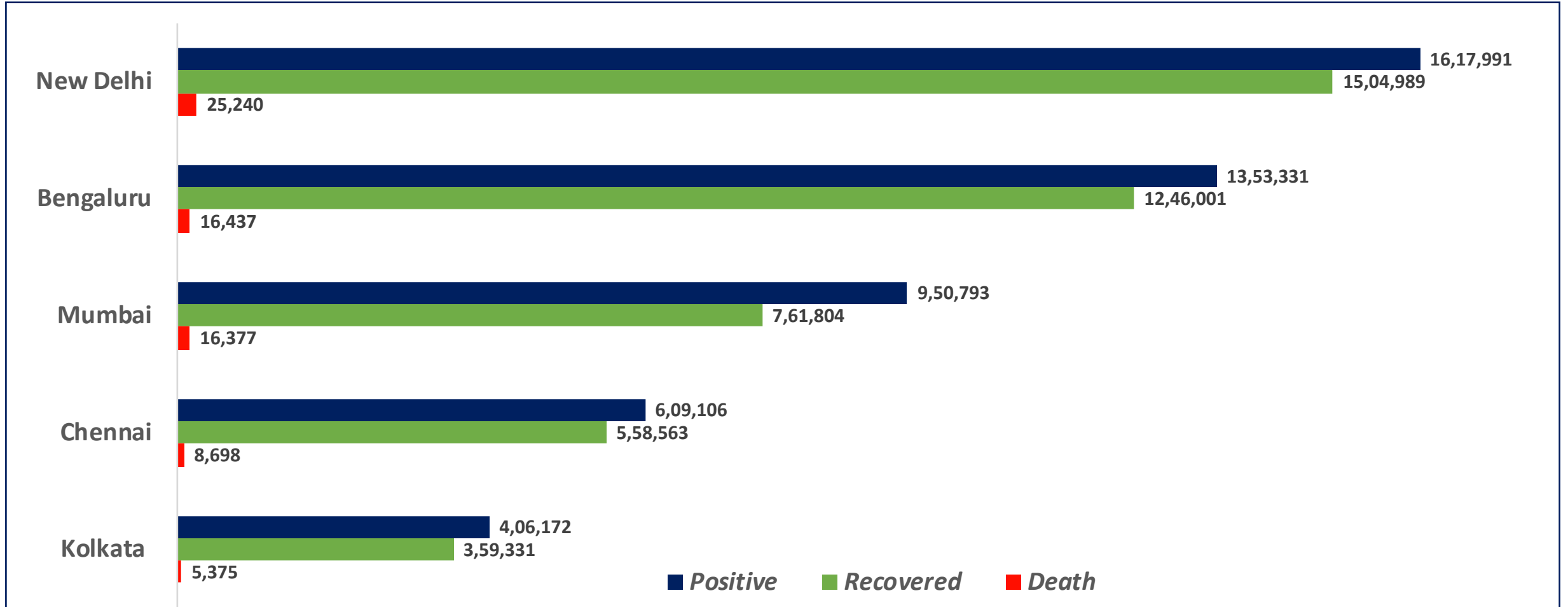
Total Death Cases



Source : <https://www.covid19tracker.in/> / at 5:00 pm (13.01.2022)



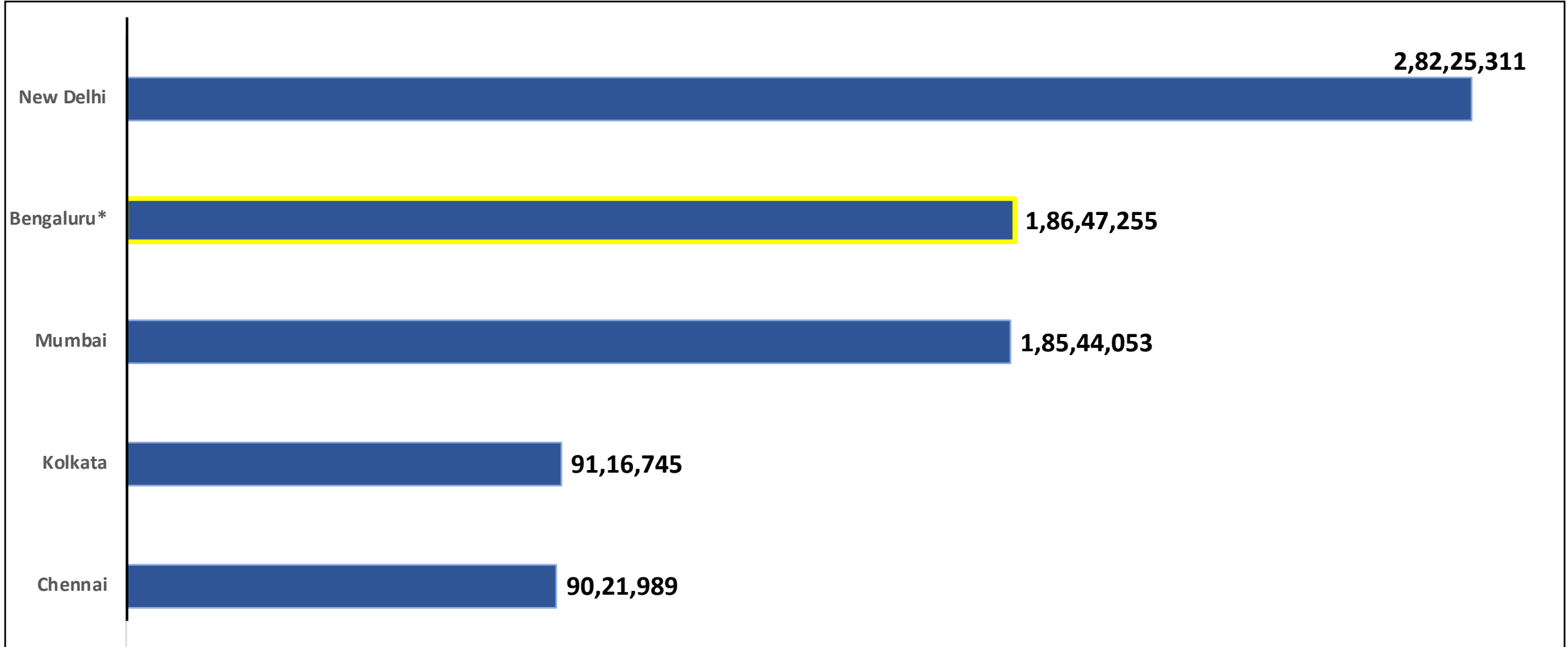
BENGALURU AND OTHER METROPOLITAN CITIES



Source : <https://www.covid19tracker.in/> at 5:00 pm (13.01.2022)



VACCINE DOSES ADMINISTERED IN BENGALURU AND OTHER METROPOLITAN CITIES



Source : <https://dashboard.cowin.gov.in/> at 5:00 pm (13.01.2022)

*includes BBMP & Bengaluru Urban



SNAPSHOT OF COVID-19 CASES IN BENGALURU URBAN



**Total Wards With
<=100 Cases* :
29**

**Tests Conducted
On 12.01.2022:
1,10,641**

**Recovery
Rate:
92.07%**

**Total
Active Cases :
90,893**

**Total Vaccinated on
12.01.2022:
49,892**

**Positivity
Rate* :
12.20%**

**Active
Rate:
6.71%**

**Case
Fatality Rate* :
0.03%**



*Total positive cases In the past 7 days

*CFR and positivity is for Past 7 days



ಬೃಹತ್ ಬೆಂಗಳೂರು ಮಹಾನಗರ ಪಾಲಿಕೆ
Bruhat Bengaluru Mahanagara Palike



Download BBMP Bulletin	https://apps.bbmpgov.in/covid19/mediabulletin.php
For BBMPCovid19 Bed Status:	https://apps.bbmpgov.in/covid19/en/Bedstatus.php
To register for vaccination :	https://selfregistration.cowin.gov.in/
BBMP COVID19 Dashboard:	https://apps.bbmpgov.in/covid19/
Follow us on:	 www.facebook.com/bbmp.comm1/
	 twitter.com/BBMPCOMM

24/7 BBMP CONTROL ROOM CONTACT DETAILS

Zone Name	Zonal Control Room Contact Number	Assembly Constituency	Assembly Constituency Control Room Contact No.
Bommanahalli	8884666670	BangaloreSouth	8884666524
		Bommanahalli	8884666670
Dasarahalli	9480683133	Dasarahalli	9480683132
		C.V.Ramannagar	9480688581
East	9480685163	Hebbal	9481277493
		PulikeshiNagar	7338268072
		SarvagnaNagar	7795006583
		ShantiNagar	9480683535
		ShivajiNagar	9480683555
		K.R.Puram	080-23010102
Mahadevapura	080-23010101	Mahadevapura	080-23010103
		RajarajeshwariNagar	9480683429
Rajarajeshwari Nagar	080-28601050	Yashwanthpura	9480683378
		B.T.MLayout	6360754634
South	8431816718	Basavanagudi	6361964647
		Chickpete	6360974532
		Jayanagar	6360920463
		PadmanabhaNagar	9019960215
		Vijayanagar	9019960245
		Chamarajpet	9480683373
West	080-68248454	GandhiNagar	9480683371
		GovindarajaNagar	9480683372
		MahalakshmiLayout	9480683375
		Malleswaram	9480683374
		RajajiNagar	9480683376
		Byatarayanapura	9480685964
Yelahanka	9480685961	Yelahanka	9480685961

SINGLE HELPLINE NUMBER 1533

Maintain physical distance and avoid going to crowded places. Practice frequent handwashing. Wear a double mask. GET YOUR VACCINE

Issued by:

Honorable Chief Commissioner, BBMP
Special Commissioner Health & IT, BBMP
MD, Bengaluru Smart City Limited

THANK YOU !

